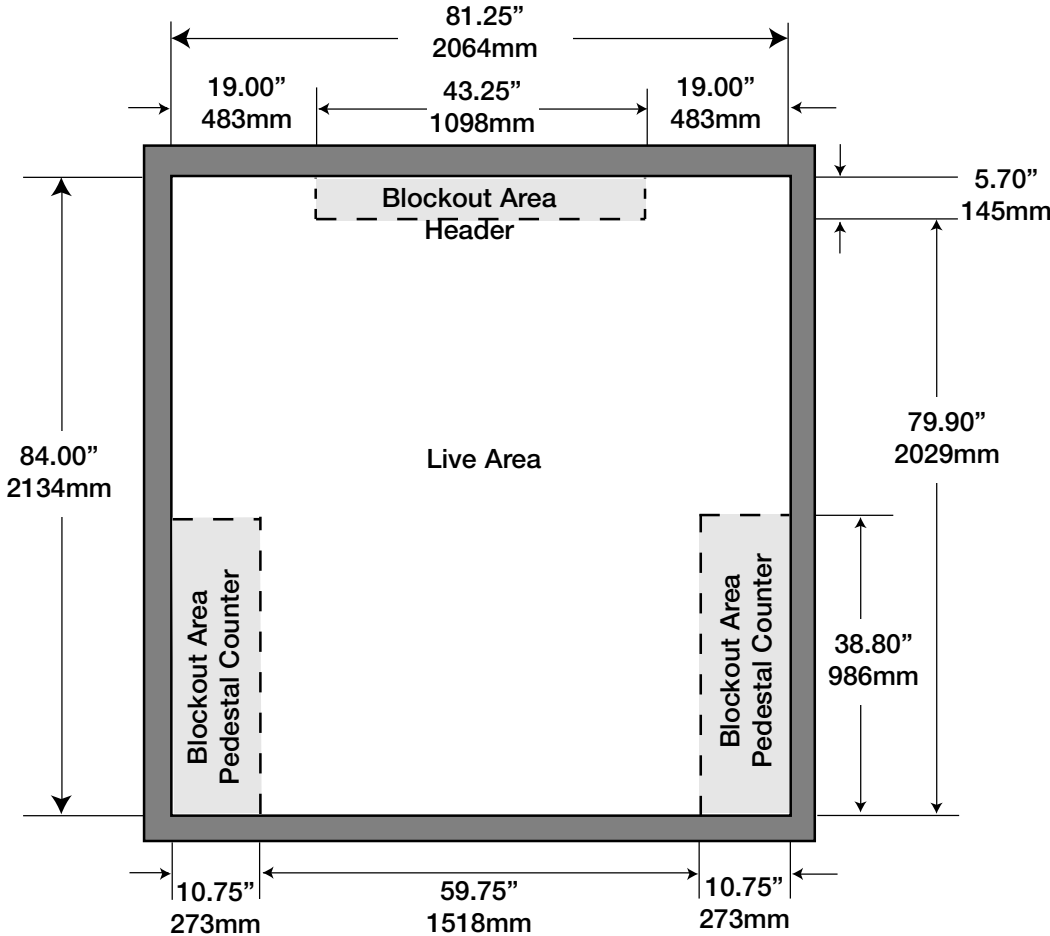


Inspire 2.0 Backwall

Configuration



Minimum Document Size*

(100% with Bleed)
 Width: 85.25" x Height: 88.00"
 2166mm x 2236mm




(50% with Bleed)
 Width: 42.63" x Height: 44.00"
 1083mm x 1118mm


(25% with Bleed)
 Width: 21.32" x Height: 22.00"
 542mm x 559mm

Finished Size

Width: 81.25" x Height: 84.00"
 2064mm x 2134mm

*Your document size should encompass the crops and bleed area.

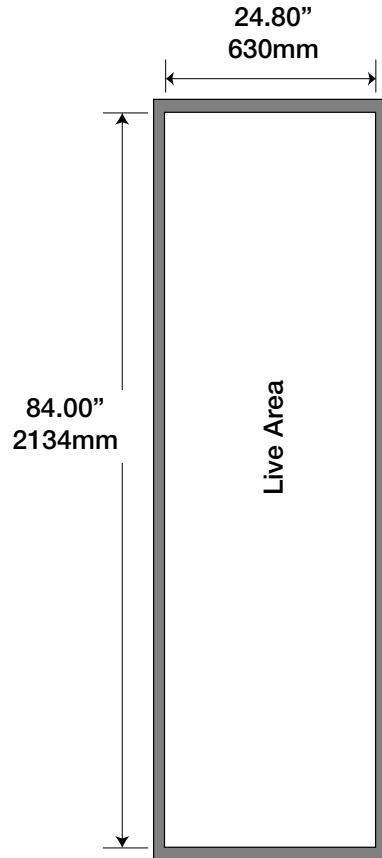
-  Live Area
-  Blockout Area
-  Bleed (to be trimmed)



Note: Recommend all important text and images stay within the "Live Area" if ordering accessories with your unit.

Inspire 2.0 Connecting Panel

20' Configurations



Minimum Document Size*

(100% with Bleed)
 Width: 28.80" x Height: 88.00"
 732mm x 2236mm




(50% with Bleed)
 Width: 14.40" x Height: 44.00"
 366mm x 1118mm

(25% with Bleed)
 Width: 7.20" x Height: 22.00"
 183mm x 559mm


Finished Size

Width: 24.80" x Height: 84.00"
 630mm x 2134mm

*Your document size should encompass the crops and bleed area.

-  Live Area
-  Blockout Area
-  Bleed (to be trimmed)

CONNECTING PANEL



Note: Recommend all important text and images stay within the "Live Area" if ordering accessories with your unit.

Inspire 2.0 Curved Canopy

Canopy Configuration

Minimum File Size*

(100% with Bleed)

Width: 121.25" x Height: 15.875"
 3080 mm x 403 mm

(50% with Bleed)

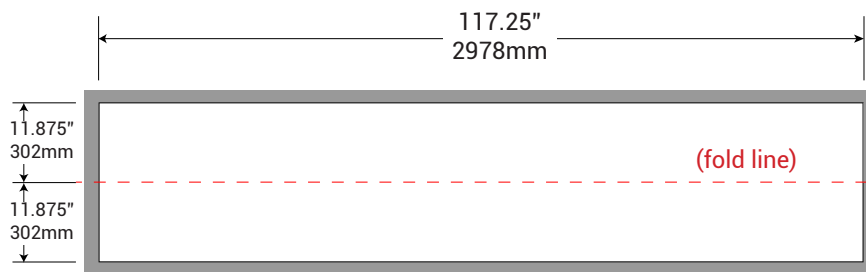
Width: 60.63" x Height: 7.94"
 1540 mm x 202 mm

(25% with Bleed)



Width: 30.31" x Height: 3.97"
 770 mm x 101 mm

Finished Size

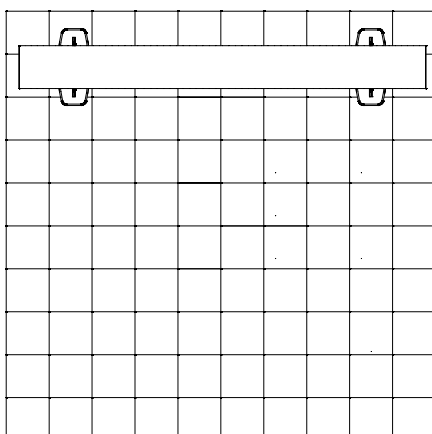
Width: 117.25" x Height: 11.875"
 2978 mm x 302 mm




*Whenever possible, files should be built at 100% including bleed.

-  Live Area
-  Bleed (to be trimmed)

FLOOR PLAN



ELEVATION



NOTE: Please **DO NOT** include printer's marks, crop marks or panel breaks in live layers or when exporting PDF files.