

1×1 Flat Front

xpressions X1 skin A

Print Size: 27.5"w × 27.5"h

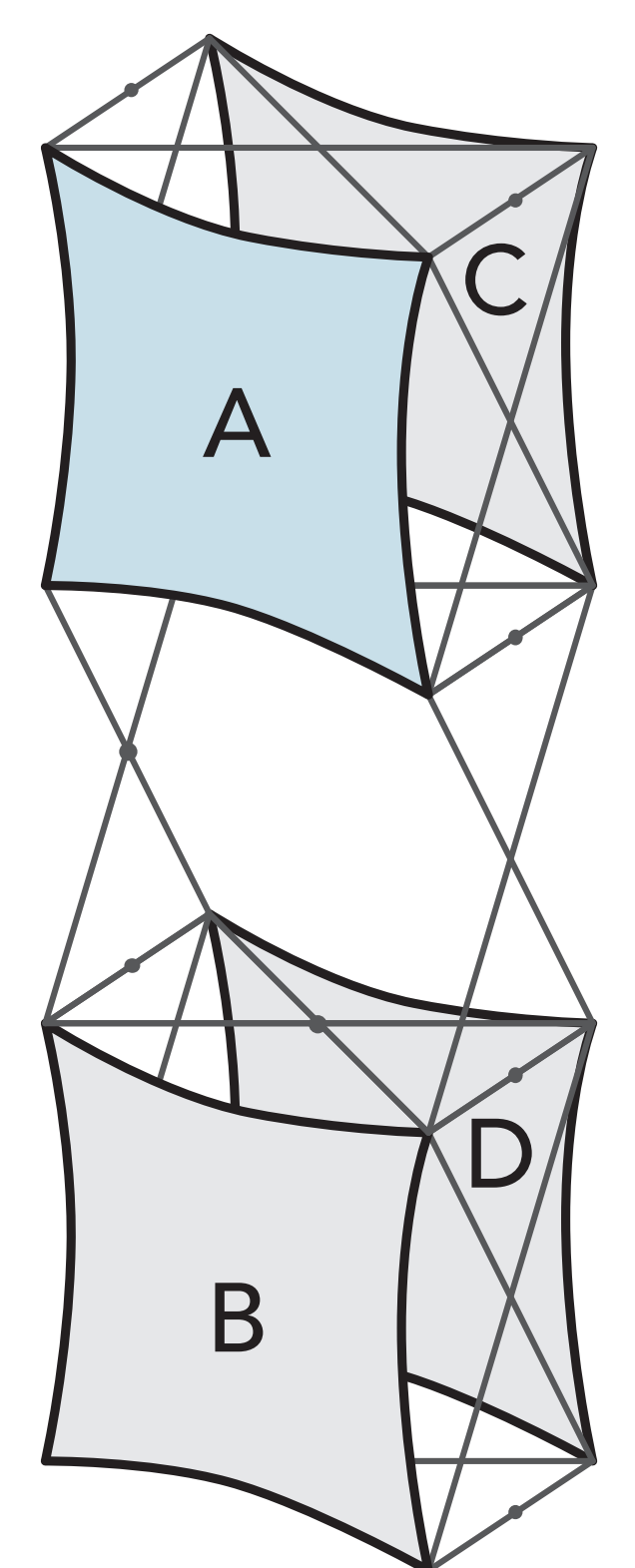
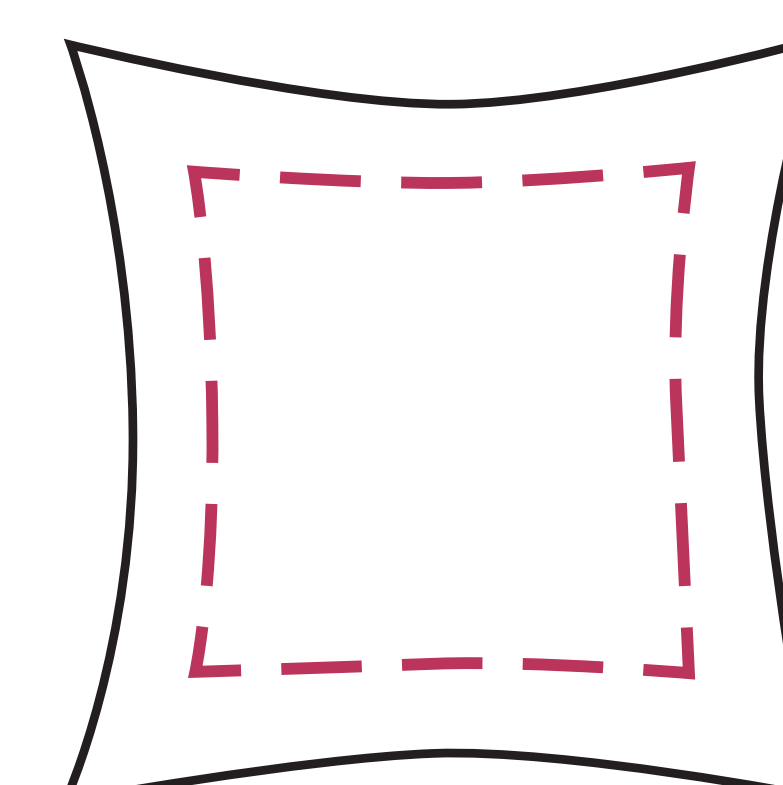
Final Size: 26"w × 26"h

X-FACTOR shown: 3" in on all sides


File Preparation Tips

- Design artwork to print size listed
- Submit layered files in their native program
(Photoshop, Illustrator and InDesign are compatible programs)
- Supply all image links to ensure quality
- Keep resolution of images at a minimum 100 ppi
(View document at print size to preview image quality)
- Include fonts for any live text OR convert text to outlines
- Maintain a consistent colorspace in artwork and links
- Keep Pantone colormatches indicated as spot colors

X-FACTOR: A term describing the result of tension at all corners and connection points of an Xpressions skin when placed on a frame. The artwork will be stretched with the least amount of distortion at the center of each quad, and the most distortion within the outer 3-5" of the skin. It is not a live area, as the image will be visible.



1×3 KIT J



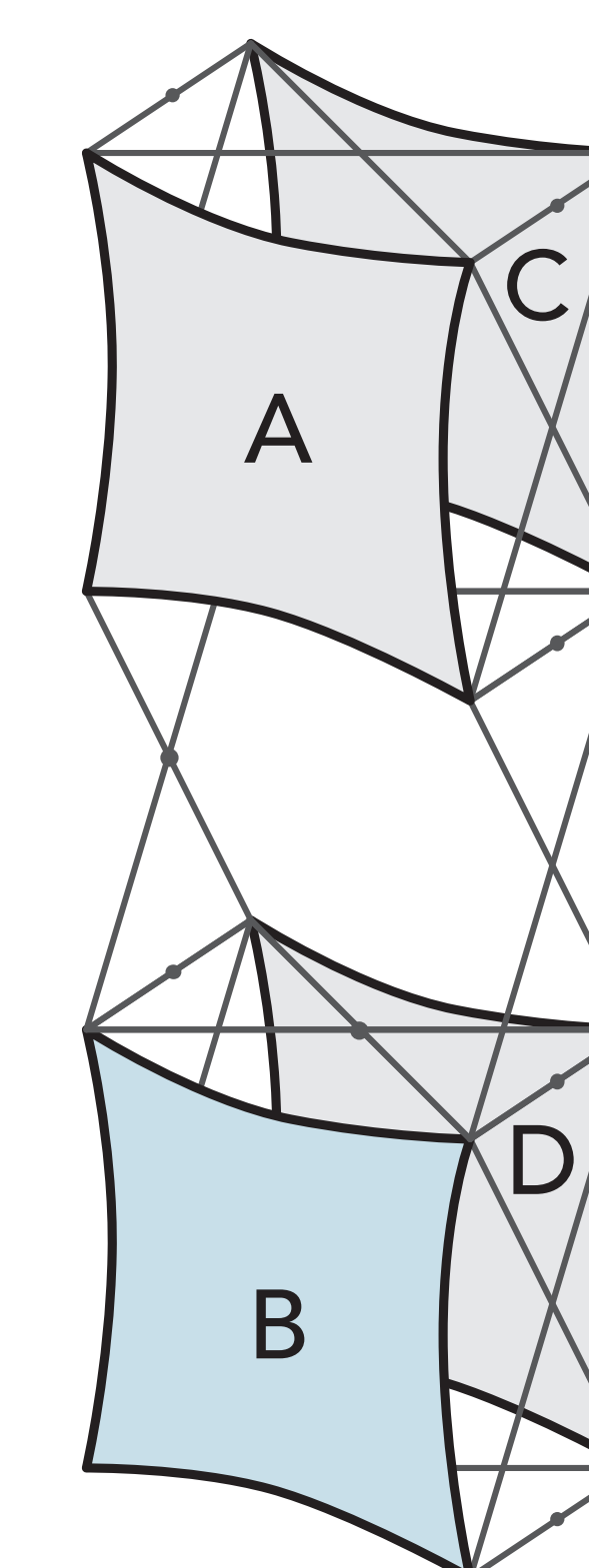
1×1 Flat Front

xpressions X1 skin B


Print Size: 27.5"w × 27.5"h

Final Size: 26"w × 26"h

X-FACTOR shown: 3" in on all sides



1×3 KIT J



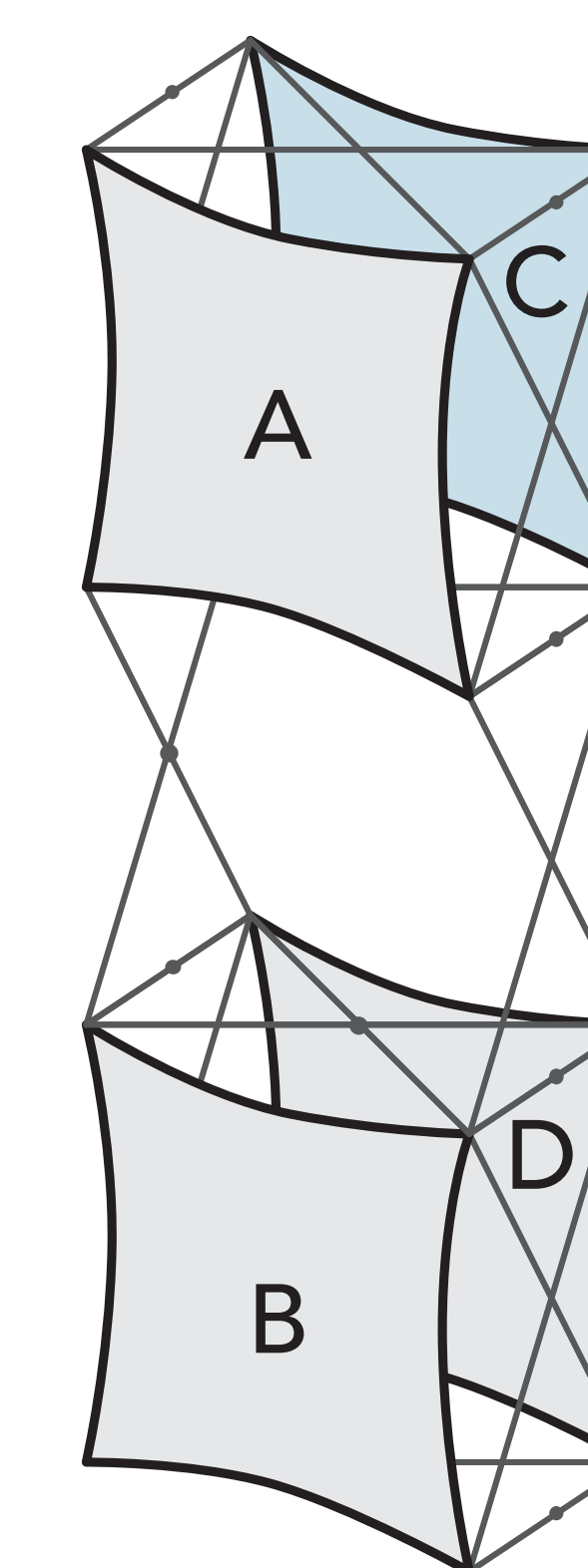
1×1 Flat Back


xpressions X1 skin C

Print Size: 27.5"w × 27.5"h

Final Size: 26"w × 26"h

X-FACTOR shown: 3" in on all sides





1×1 Flat Back

xpressions X1 skin D

Print Size: 27.5"w × 27.5"h

Final Size: 26"w × 26"h

X-FACTOR shown: 3" in on all sides

