

1×1 Single Twist xpressions X1

Print Size: 28"w × 28"h

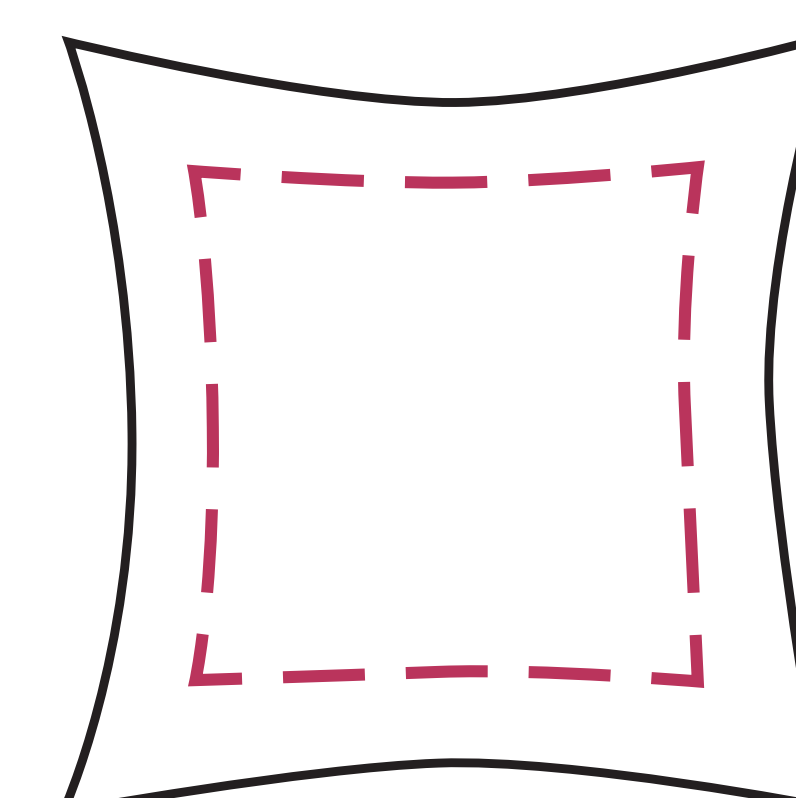
Final Size: 26.5"w × 26.5"h


X-FACTOR shown: 3" in on all sides

File Preparation Tips

- Design artwork to print size listed
- Submit layered files in their native program (Photoshop, Illustrator and InDesign are compatible programs)
- Supply all image links to ensure quality
- Keep resolution of images at a minimum 100 ppi (View document at print size to preview image quality)
- Include fonts for any live text OR convert text to outlines
- Maintain a consistent colorspace in artwork and links
- Keep Pantone colormatches indicated as spot colors

X-FACTOR: A term describing the result of tension at all corners and connection points of an Xpressions skin when placed on a frame. The artwork will be stretched with the least amount of distortion at the center of each quad, and the most distortion within the outer 3-5" of the skin. It is not a live area, as the image will be visible.





1×1 Single Twist xpressions X1

Print Size: 28"w × 28"h

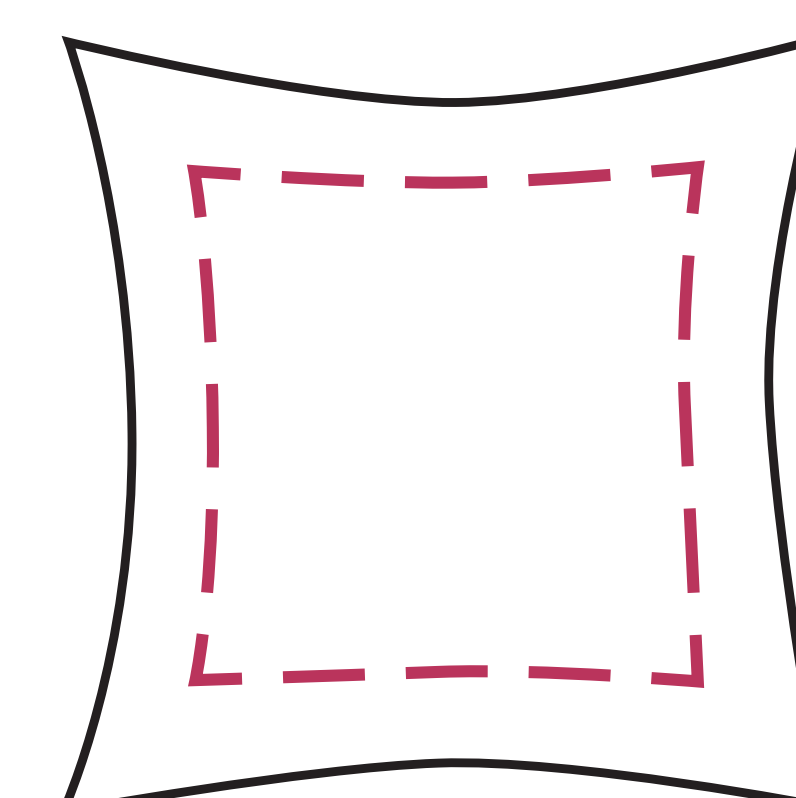
Final Size: 26.5"w × 26.5"h


X-FACTOR shown: 3" in on all sides

File Preparation Tips

- Design artwork to print size listed
- Submit layered files in their native program (Photoshop, Illustrator and InDesign are compatible programs)
- Supply all image links to ensure quality
- Keep resolution of images at a minimum 100 ppi (View document at print size to preview image quality)
- Include fonts for any live text OR convert text to outlines
- Maintain a consistent colorspace in artwork and links
- Keep Pantone colormatches indicated as spot colors

X-FACTOR: A term describing the result of tension at all corners and connection points of an Xpressions skin when placed on a frame. The artwork will be stretched with the least amount of distortion at the center of each quad, and the most distortion within the outer 3-5" of the skin. It is not a live area, as the image will be visible.





1×1 Single Twist xpressions X1

Print Size: 28"w × 28"h

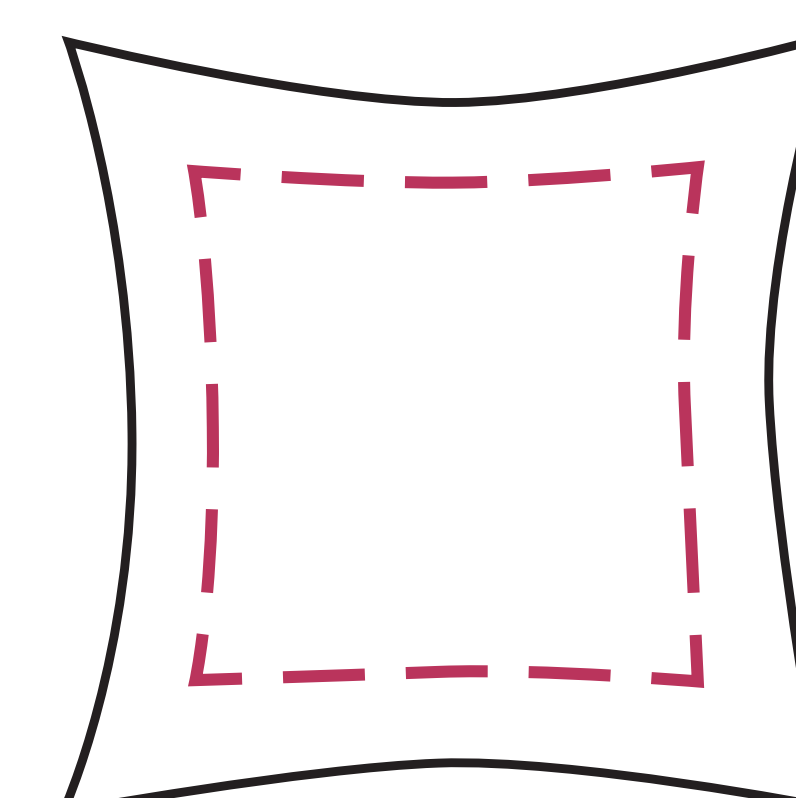
Final Size: 26.5"w × 26.5"h


X-FACTOR shown: 3" in on all sides

File Preparation Tips

- Design artwork to print size listed
- Submit layered files in their native program
(Photoshop, Illustrator and InDesign are compatible programs)
- Supply all image links to ensure quality
- Keep resolution of images at a minimum 100 ppi
(View document at print size to preview image quality)
- Include fonts for any live text OR convert text to outlines
- Maintain a consistent colorspace in artwork and links
- Keep Pantone colormatches indicated as spot colors

X-FACTOR: A term describing the result of tension at all corners and connection points of an Xpressions skin when placed on a frame. The artwork will be stretched with the least amount of distortion at the center of each quad, and the most distortion within the outer 3-5" of the skin. It is not a live area, as the image will be visible.





1×1 Single Twist xpressions X1

Print Size: 28"w × 28"h

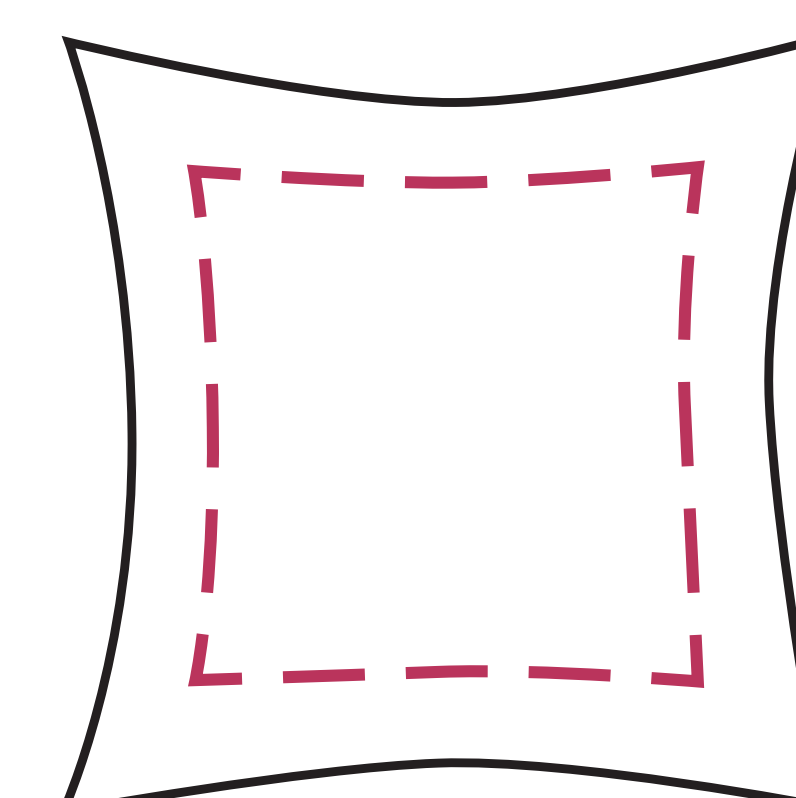
Final Size: 26.5"w × 26.5"h


X-FACTOR shown: 3" in on all sides

File Preparation Tips

- Design artwork to print size listed
- Submit layered files in their native program
(Photoshop, Illustrator and InDesign are compatible programs)
- Supply all image links to ensure quality
- Keep resolution of images at a minimum 100 ppi
(View document at print size to preview image quality)
- Include fonts for any live text OR convert text to outlines
- Maintain a consistent colorspace in artwork and links
- Keep Pantone colormatches indicated as spot colors

X-FACTOR: A term describing the result of tension at all corners and connection points of an Xpressions skin when placed on a frame. The artwork will be stretched with the least amount of distortion at the center of each quad, and the most distortion within the outer 3-5" of the skin. It is not a live area, as the image will be visible.





1×1 Single Twist xpressions X1

Print Size: 28"w × 28"h

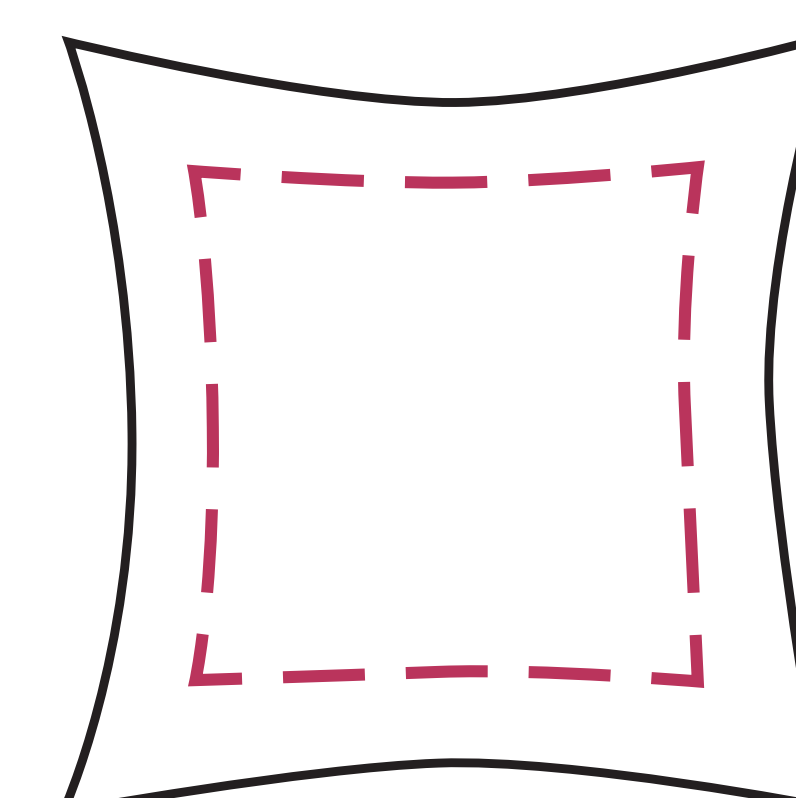
Final Size: 26.5"w × 26.5"h


X-FACTOR shown: 3" in on all sides

File Preparation Tips

- Design artwork to print size listed
- Submit layered files in their native program
(Photoshop, Illustrator and InDesign are compatible programs)
- Supply all image links to ensure quality
- Keep resolution of images at a minimum 100 ppi
(View document at print size to preview image quality)
- Include fonts for any live text OR convert text to outlines
- Maintain a consistent colorspace in artwork and links
- Keep Pantone colormatches indicated as spot colors

X-FACTOR: A term describing the result of tension at all corners and connection points of an Xpressions skin when placed on a frame. The artwork will be stretched with the least amount of distortion at the center of each quad, and the most distortion within the outer 3-5" of the skin. It is not a live area, as the image will be visible.





1×1 Single Twist xpressions X1

Print Size: 28"w × 28"h

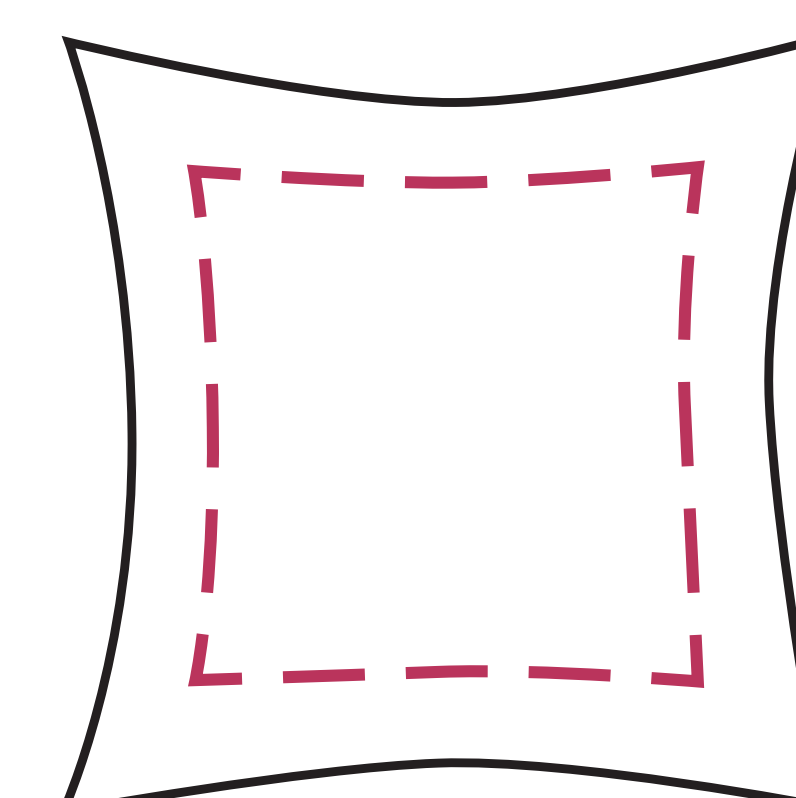
Final Size: 26.5"w × 26.5"h


X-FACTOR shown: 3" in on all sides

File Preparation Tips

- Design artwork to print size listed
- Submit layered files in their native program
(Photoshop, Illustrator and InDesign are compatible programs)
- Supply all image links to ensure quality
- Keep resolution of images at a minimum 100 ppi
(View document at print size to preview image quality)
- Include fonts for any live text OR convert text to outlines
- Maintain a consistent colorspace in artwork and links
- Keep Pantone colormatches indicated as spot colors

X-FACTOR: A term describing the result of tension at all corners and connection points of an Xpressions skin when placed on a frame. The artwork will be stretched with the least amount of distortion at the center of each quad, and the most distortion within the outer 3-5" of the skin. It is not a live area, as the image will be visible.





1×1 Single Twist xpressions X1

Print Size: 28"w × 28"h

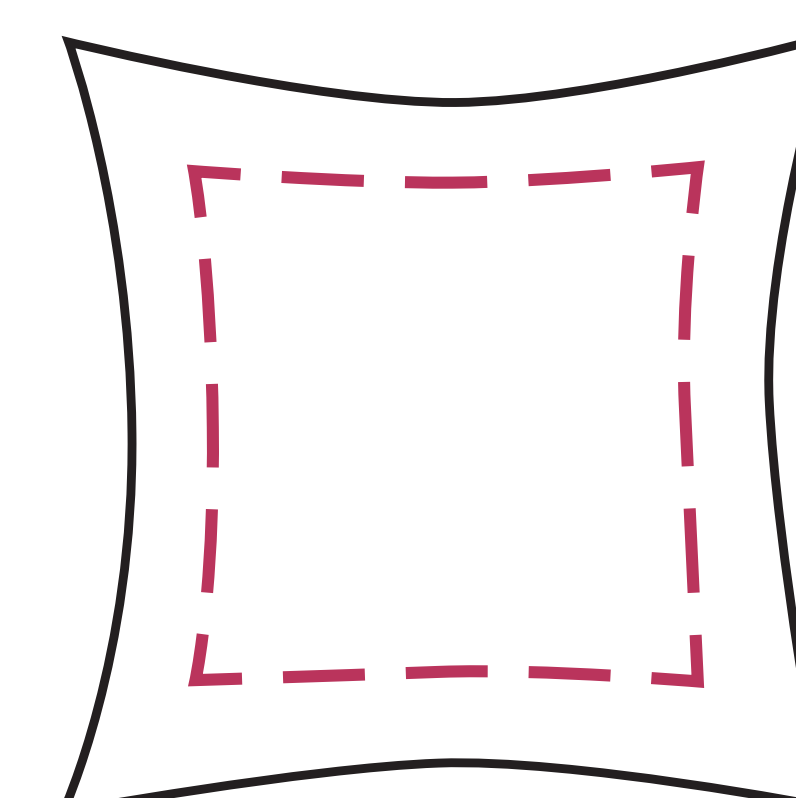
Final Size: 26.5"w × 26.5"h


X-FACTOR shown: 3" in on all sides

File Preparation Tips

- Design artwork to print size listed
- Submit layered files in their native program (Photoshop, Illustrator and InDesign are compatible programs)
- Supply all image links to ensure quality
- Keep resolution of images at a minimum 100 ppi (View document at print size to preview image quality)
- Include fonts for any live text OR convert text to outlines
- Maintain a consistent colorspace in artwork and links
- Keep Pantone colormatches indicated as spot colors

X-FACTOR: A term describing the result of tension at all corners and connection points of an Xpressions skin when placed on a frame. The artwork will be stretched with the least amount of distortion at the center of each quad, and the most distortion within the outer 3-5" of the skin. It is not a live area, as the image will be visible.





1×1 Single Twist xpressions X1

Print Size: 28"w × 28"h

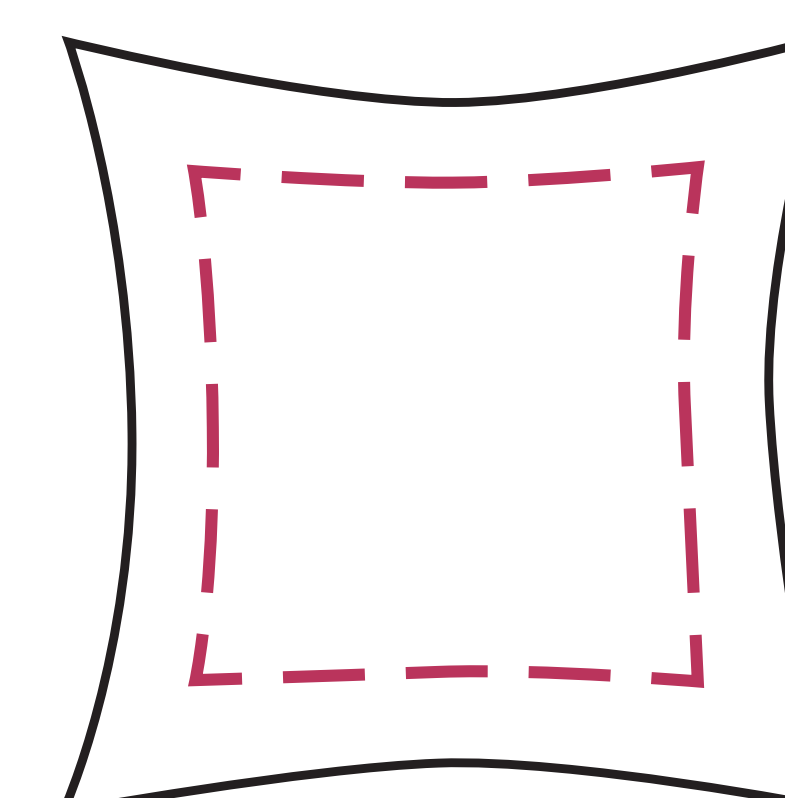
Final Size: 26.5"w × 26.5"h


X-FACTOR shown: 3" in on all sides

File Preparation Tips

- Design artwork to print size listed
- Submit layered files in their native program
(Photoshop, Illustrator and InDesign are compatible programs)
- Supply all image links to ensure quality
- Keep resolution of images at a minimum 100 ppi
(View document at print size to preview image quality)
- Include fonts for any live text OR convert text to outlines
- Maintain a consistent colorspace in artwork and links
- Keep Pantone colormatches indicated as spot colors

X-FACTOR: A term describing the result of tension at all corners and connection points of an Xpressions skin when placed on a frame. The artwork will be stretched with the least amount of distortion at the center of each quad, and the most distortion within the outer 3-5" of the skin. It is not a live area, as the image will be visible.





1×1 Single Twist xpressions X1

Print Size: 28"w × 28"h

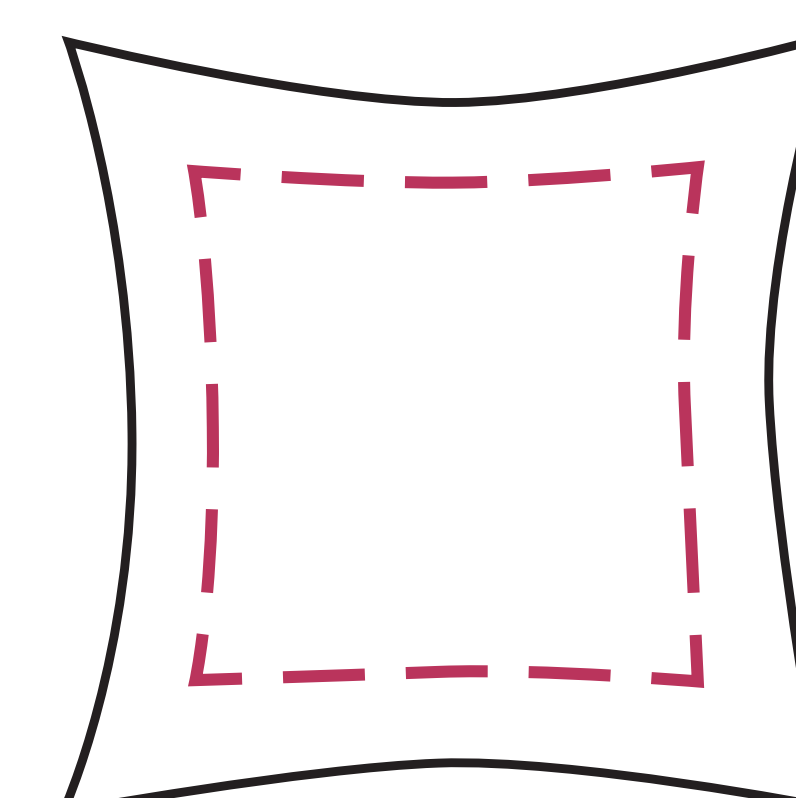
Final Size: 26.5"w × 26.5"h


X-FACTOR shown: 3" in on all sides

File Preparation Tips

- Design artwork to print size listed
- Submit layered files in their native program
(Photoshop, Illustrator and InDesign are compatible programs)
- Supply all image links to ensure quality
- Keep resolution of images at a minimum 100 ppi
(View document at print size to preview image quality)
- Include fonts for any live text OR convert text to outlines
- Maintain a consistent colorspace in artwork and links
- Keep Pantone colormatches indicated as spot colors

X-FACTOR: A term describing the result of tension at all corners and connection points of an Xpressions skin when placed on a frame. The artwork will be stretched with the least amount of distortion at the center of each quad, and the most distortion within the outer 3-5" of the skin. It is not a live area, as the image will be visible.





1×1 Single Twist xpressions X1

Print Size: 28"w × 28"h

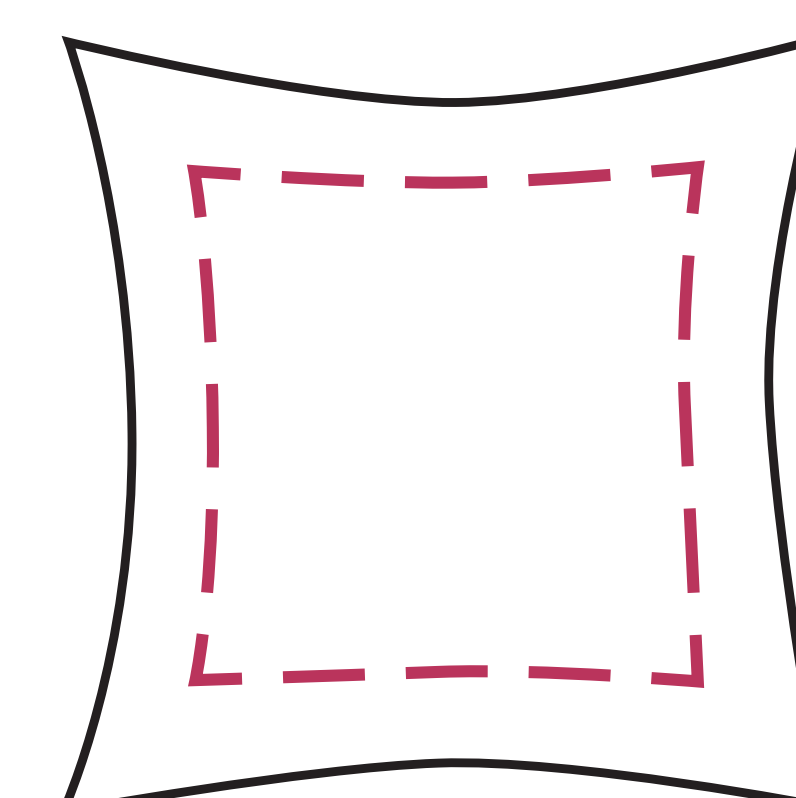
Final Size: 26.5"w × 26.5"h


X-FACTOR shown: 3" in on all sides

File Preparation Tips

- Design artwork to print size listed
- Submit layered files in their native program (Photoshop, Illustrator and InDesign are compatible programs)
- Supply all image links to ensure quality
- Keep resolution of images at a minimum 100 ppi (View document at print size to preview image quality)
- Include fonts for any live text OR convert text to outlines
- Maintain a consistent colorspace in artwork and links
- Keep Pantone colormatches indicated as spot colors

X-FACTOR: A term describing the result of tension at all corners and connection points of an Xpressions skin when placed on a frame. The artwork will be stretched with the least amount of distortion at the center of each quad, and the most distortion within the outer 3-5" of the skin. It is not a live area, as the image will be visible.





1×1 Single Twist xpressions X1

Print Size: 28"w × 28"h

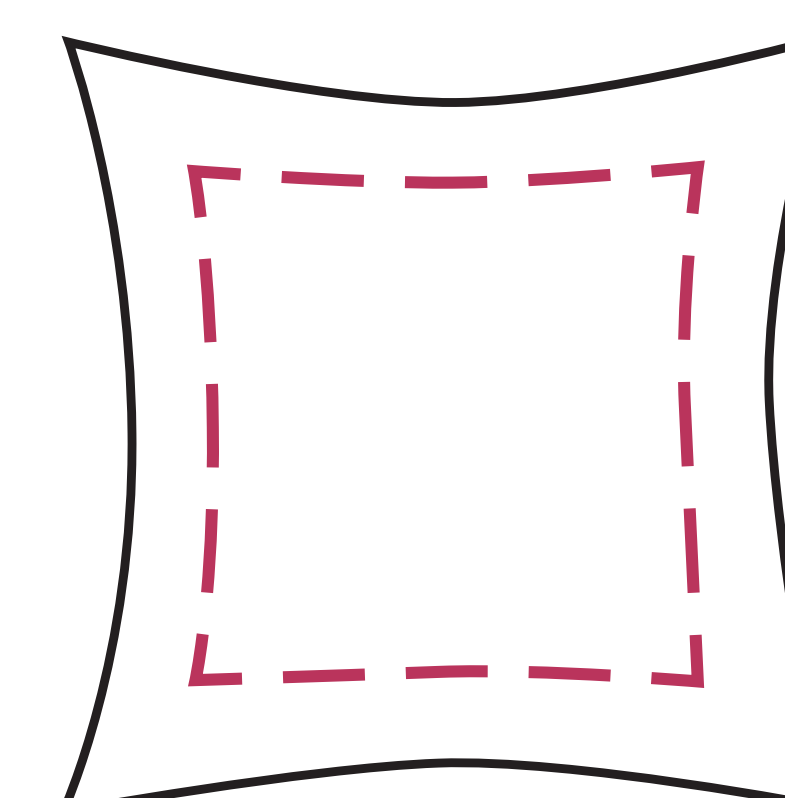
Final Size: 26.5"w × 26.5"h


X-FACTOR shown: 3" in on all sides

File Preparation Tips

- Design artwork to print size listed
- Submit layered files in their native program
(Photoshop, Illustrator and InDesign are compatible programs)
- Supply all image links to ensure quality
- Keep resolution of images at a minimum 100 ppi
(View document at print size to preview image quality)
- Include fonts for any live text OR convert text to outlines
- Maintain a consistent colorspace in artwork and links
- Keep Pantone colormatches indicated as spot colors

X-FACTOR: A term describing the result of tension at all corners and connection points of an Xpressions skin when placed on a frame. The artwork will be stretched with the least amount of distortion at the center of each quad, and the most distortion within the outer 3-5" of the skin. It is not a live area, as the image will be visible.





1×1 Single Twist xpressions X1

Print Size: 28"w × 28"h

Final Size: 26.5"w × 26.5"h

X-FACTOR shown: 3" in on all sides

File Preparation Tips

- Design artwork to print size listed
- Submit layered files in their native program (Photoshop, Illustrator and InDesign are compatible programs)
- Supply all image links to ensure quality
- Keep resolution of images at a minimum 100 ppi (View document at print size to preview image quality)
- Include fonts for any live text OR convert text to outlines
- Maintain a consistent colorspace in artwork and links
- Keep Pantone colormatches indicated as spot colors

X-FACTOR: A term describing the result of tension at all corners and connection points of an Xpressions skin when placed on a frame. The artwork will be stretched with the least amount of distortion at the center of each quad, and the most distortion within the outer 3-5" of the skin. It is not a live area, as the image will be visible.

